

E 42/20

Ferrite Transformers

Dati tecnici / Technical data

Conformità norme EN 61558 / EN 61558 approved

Marchio CE; classe B / CE mark; class B

Ferriti marcate / Marked ferrites

Tensione di isolamento 3750 VAC / Insulation voltage 3750 VAC

Frequenza nominale fino a 500kHz / Nominal frequency up to 500kHz

Temperatura ambiente 40 °C / Ambient temperature 40 °C

Conforme alla direttiva RoHS / RoHS conform


Grado di protezione IP00 / Degree of protection IP00

Rocchetto singola camera / Single chamber coilformer

Avvolgimenti in rame smaltato classe H / Class H enamelled copper wire coils

Immersione in vernice / Dipping in varnish

Test elettrici sul 100% della produzione / 100% tested production



ISO 9001 certified

COMPLIANCE

Trasformatori in ferrite E42 – E42 ferrite transformers

Code	Model	Frequency Hz	Number of windings	External shield	Mounting	UL materials	Potting	N. Pins	Weight Gr
On request	E42/20	Up to 500kHz	On request	On request	Horizontal	Yes	On request	12	185

Su richiesta anche rocchetti a doppia camera / Double chamber coil former also available on request

Diametro di foratura PCB consigliato almeno 1.5mm / Recommended PCB drilling diameter at least 1.5mm

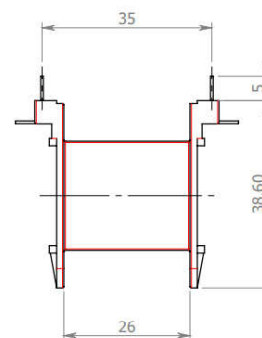
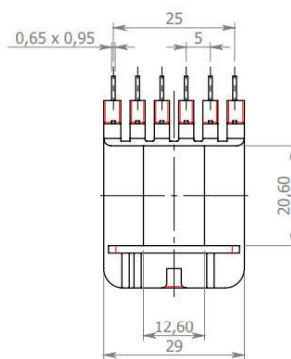
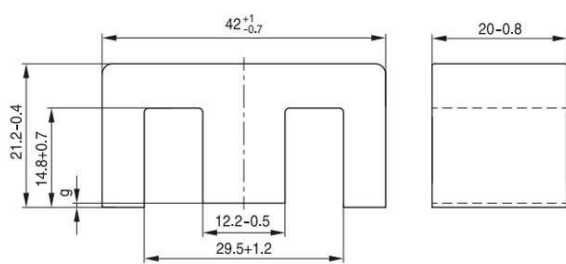
Gli ingombri del trasformatore finito corrispondono alle dimensioni massime del rocchetto /

The dimensions of the transformer correspond to the maximum dimensions of the coil former

Dimensioni fisiche in mm / Physical dimensions in mm

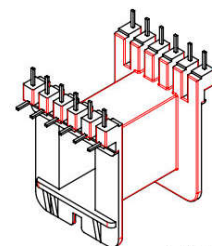
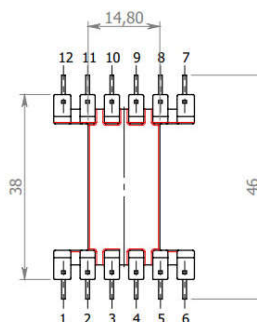
Dimensions 42.0 x 42.4 x h 38.6

Horizontal



Attenzione: la numerazione dei terminali è riferita al rocchetto con i pins rivolti verso l'alto

Attention: the numbering of terminals refers to the coil former with the pins facing upwards



E42/20



Via Costamagna 8/A – 12037 SALUZZO (Cn) – ITALY
Phone +39 0175 249400 / +39 0175 217215 – Fax +39 0175 249814

www.italtras.com italtras@italtras.com

Italtras®